




Portland Public Schools

Enrollment Summary by Program Type, School and Year

2012-13 through 2021-22

Program Type	Footnotes	Grade Range											1-Year Change (2021-22 - 2020-21)		5-Year Change (2021-22 - 2017-18)		10-Year Change (2021-22 - 2012-13)	
			2012	2013	2014	2015	2016	2017	2018	2019	2020	2021	#	%	#	%	#	%
School			-13	-14	-15	-16	-17	-18	-19	-20	-21	-22						



Portland Public Schools

Enrollment Summary by Program Type, School and Year

2012-13 through 2021-22

Program Type	Footnotes	Grade Range												1-Year Change (2021-22 - 2020-21)		5-Year Change (2021-22 - 2017-18)		10-Year Change (2021-22 - 2012-13)	
			2012 -13	2013 -14	2014 -15	2015 -16	2016 -17	2017 -18	2018 -19	2019 -20	2020 -21	2021 -22	#	%	#	%	#	%	
School																			
PUBLIC CHARTER SCHOOLS																			
Arthur Academy		KG-5	159	153	175	171	165	175	167	177	178	156	-22	-12.4	-19	-10.9	-3	-1.9	
CM2's Opal School	(5)	KG-5	88	87	88	88	88	87	88	89	90	Closed							
Emerson Public Charter		KG-5	144	144	142	144	144	142	140	143	138	124	-14	-10.1	-18	-12.7	-20	-13.9	
KairosPDX		KG-5			47	67	87	127	171	219	222	219	-3	-1.4	92	72.4			
Le Monde		KG-7	95	144	166	226	276	311	336	367	391	380	-11	-2.8	69	22.2	285	300.0	
Leadership and Entrepreneurship Public Charter High School	(35)	9-12	273	271	227	Closed	Closed	Closed	Closed	Closed	Closed	Closed							
Portland Village School		KG-8	386	394	413	416	399	404	388	390	424	416	-8	-1.9	12	3.0	30	7.8	
Self Enhancement Academy	(27, 21)	6-8	133	128	135	122	67	Closed	Closed	Closed	Closed	Closed							
Trillium Public Charter	(13)	KG-12	349	343	371	356	359	318	204	Closed	Closed	Closed							
Public Charter Schools Subtotal			1,627	1,664	1,764	1,590	1,585	1,564	1,494	1,385	1,443	1,295	-148	-10.3	-269	-17.2	-332	-20.4	
Total	(7)		47,523	48,098	48,469	49,075	49,189	49,557	49,550	49,478	47,314	45,497	-1,817	-3.8	-4,060	-8.2	-2,026	-4.3	
Difference From Prior Year			-1152	575	371	606	114	368	-7	-72	-2164	-1817							

October 2021 Enrollment Summaries are based on enrollment on October 1st as reported in the Period 1 Cumulative Average Daily Membership State Report and student information system (SIS).
Students receiving Special Education

Portland Public Schools

Enrollment Summary by Program Type, School and Year

2012-13 through 2021-22

- (1) Effective 2021-22, Arleta, Creston, Lent, and Marysville became K-5's, with the 6-8 grades from each school going to Kellogg, which opened as a new middle school.
- (2) Effective 2021-22, Bridger became a K-5, with the 6-8 grades going to Harrison Park.
- (3) Effective 2021-22, the Portland International Scholars Academy program moved from Benson to McDaniel and Roosevelt.
- (4) Effective 2021-22, Online Learning Academy opened, as a fully virtual K-12 program.
- (5) Effective 2021-22, Opal Charter School and John's Landing School closed.
- (6) Effective 2021-22, McDaniel returned to it's original site and Benson moved to Marshall and is expected to return to the original site after construction is complete.
- (7) In 2020-21 all students attended virtually due to the coronavirus pandemic and need to keep the buildings closed.
- (8) Effective 2020-21, Wilson HS renamed Ida B. Wells-Barnett.
- (9) Effective 2020-21, Madison renamed Leodis V. McDaniel.
- (10) Effective 2020-21, Odyssey is being treated on reports as a stand alone site, separate from Hayhurst.
- (11) Effective 2019-20, Madison and Grant had a boundary change, with Rose City Park and Roseway Heights solely feeding Madison.